

Section 2J



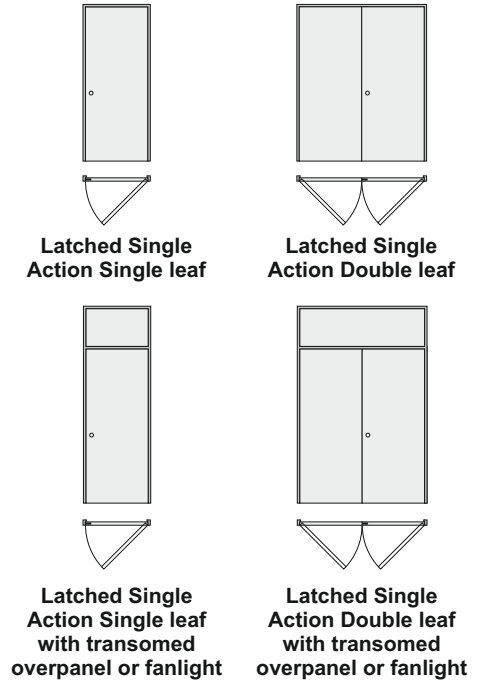
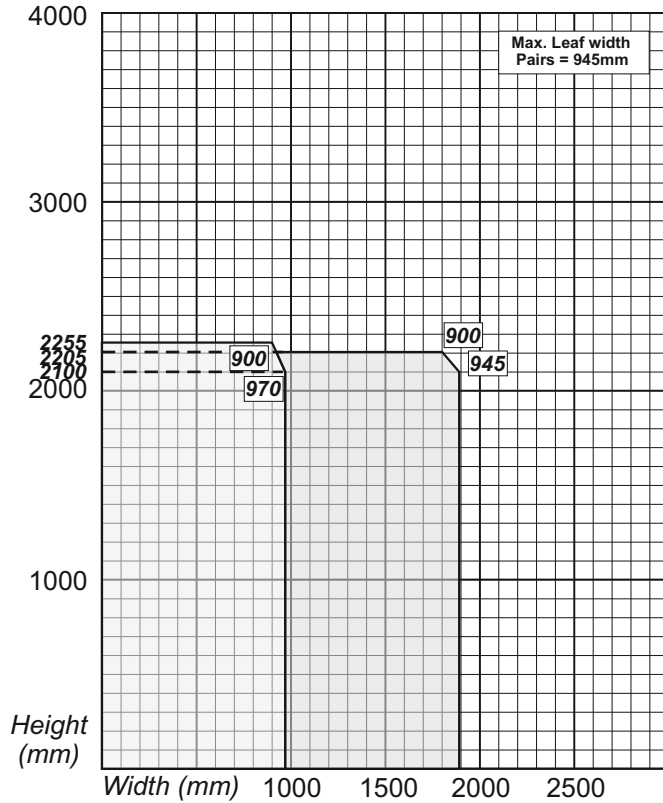


**Acrovyn Faced Door Height Assemblies
&
Storey Height Assemblies with Transom**
**2x15x4mm PVC encased
Lorient 617**

Strebord⁵⁴
Door Core CS Group
Acrovyn
FD60 - BS476 Pt.22 :1987
LATCHED DOORSETS

v9.1

2J.1



Configuration		Height (mm)	Width (mm)
Latched Single Action Single Door (LSASD)	From	2100	970
	To	2255	900
Latched Single Action Double Door (LSADD)	From	2100	945
	To	2205	900

Maximum Glazed Area See Section 6:	Single door doorset	0.72m ²	Maximum Overpanel height	Single door doorset	2000mm
	Double door doorset			Double door doorset	1500mm

Frame Specification See Section 7	Single door doorset Double door doorset	640kg/m ³ Hardwood
--------------------------------------	--	----------------------------------

Intumescent Seals 15x4mm PVC encapsulated Lorient 617 See Section 4 - Intumescent Seals and Section 9 - Hardware for further information	Head: 2No. 15x4mm exposed and fitted centrally in the door leaf or frame with a 5mm separation. Jamb & Overpanel: 2No. 15x4mm exposed and fitted centrally in the frame reveal with a 5mm separation. + 1No. 10x4 fitted centrally in the door leaf and overpanel thickness to stiles only.
	Meeting edges: Square: 1No. 15x4mm fitted centrally in both door leaves. Rebated: Not approved.

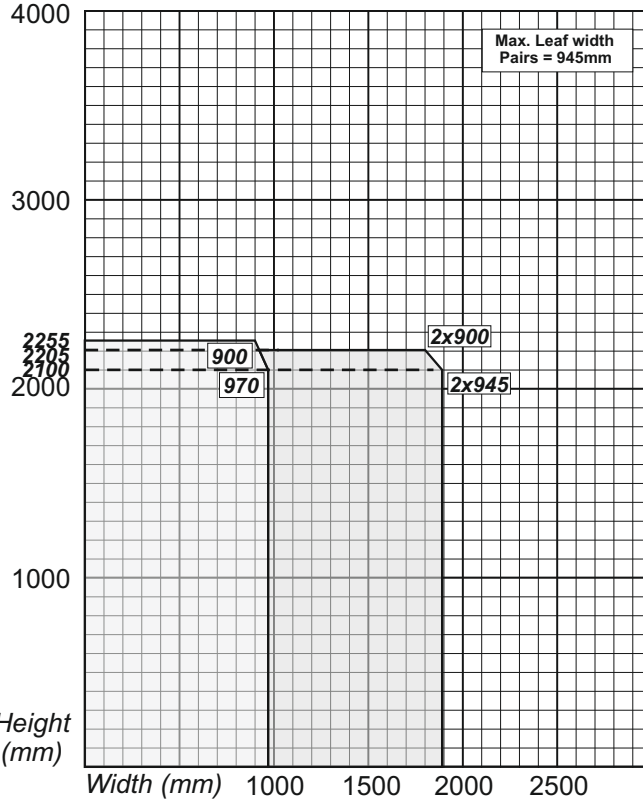
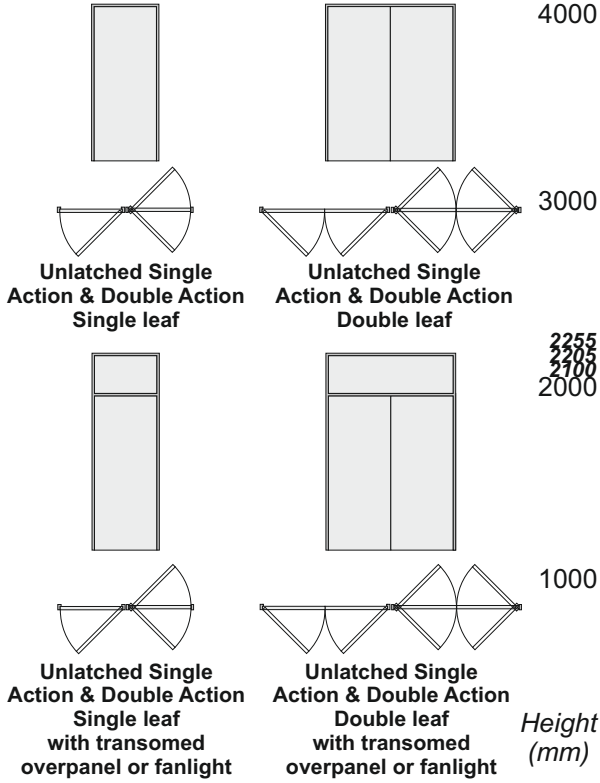
Acrovyn Faced Strebord⁵⁴ / Wood Frames / FD60 Fire Door Applications



FD60 - BS476 Pt.22 :1987

UNLATCHED DOORSETS

**Acrovyn Faced Door Height Assemblies
&
Storey Height Assemblies with Transom
2x15x4mm PVC encased
Lorient 617**



Configuration		Height (mm)	Width (mm)
Unlatched Single Action Single Door (ULSASD)	From	2100	970
	To	2255	900
Double Action Single Door (DASD)	From	2100	970
	To	2255	900
Unlatched Single Action Double Door (ULSADD)	From	2100	945
	To	2205	900
Double Action Double Door (DADD)	From	2100	945
	To	2205	900

Maximum Glazed Area See Section 6:	Single door doorset Double door doorset	0.72m ²	Maximum Overpanel height	Single door doorset Double door doorset	2000mm 1500mm
---------------------------------------	--	--------------------	--------------------------	--	------------------

Frame Specification See Section 7	Single door doorset Double door doorset	640kg/m ³ Hardwood
--------------------------------------	--	----------------------------------

<p>Intumescent Seals 15x4mm PVC encapsulated Lorient 617</p> <p>See Section 4 - Intumescent Seals and Section 9 - Hardware for further information</p>	<p>Head: 2No. 15x4mm exposed and fitted centrally in the door leaf or frame with a 5mm separation.</p> <p>Jams & Overpanel: 2No. 15x4mm exposed and fitted centrally in the frame reveal with a 5mm separation. + 1No. 10x4 fitted centrally in the door leaf and overpanel thickness to stiles only.</p> <p>Meeting edges: Square: 1No. 15x4mm fitted centrally in both door leaves. Rebated: Not approved.</p>
--	---